

SPR

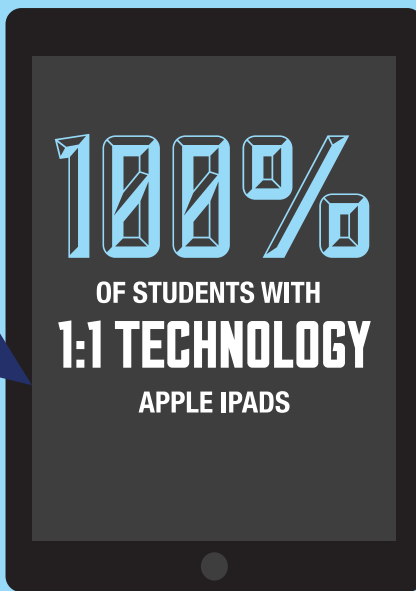
(School Progress Report)
School District of Phila.
Rating

43
SPR '13-'14


49
SPR '14-'15

Top 12 of High Schools in Phila.
(Non-Special Admission)

PEER LEADER
IN STUDENT
PROGRESS
'14-'15



100%
OF STUDENTS WITH
1:1 TECHNOLOGY
APPLE IPADS



KEYSTONE DATA RESULTS

'13-'14 SCHOOL YEAR

'14-'15 SCHOOL YEAR

SPP

(School Performance Profile)
PA Department of Education
Rating

74.2
SPP '14-'15

Philadelphia E & T had the largest gain in SPP of Charters in the region.

Philadelphia E & T's overall performance exceeds 75% of other Charter High Schools in Phila.

58.1
SPP '13-'14

100%

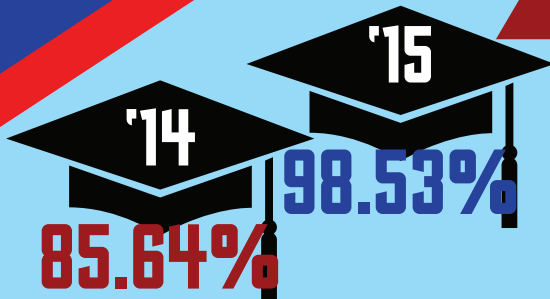
PAID INTERNSHIPS

CO-OP JOB RETENTION

(AFTER CO-OP IS OVER)



PHILADELPHIA E & T CHS IS ON THE RISE!



COHORT GRADUATION RATES

84%
CLASS OF '13

88%
CLASS OF '14

95%
CLASS OF '15

CO-OP